



Mimic True Activity

MEGACD40L[®] Protein for Immune Response Activation



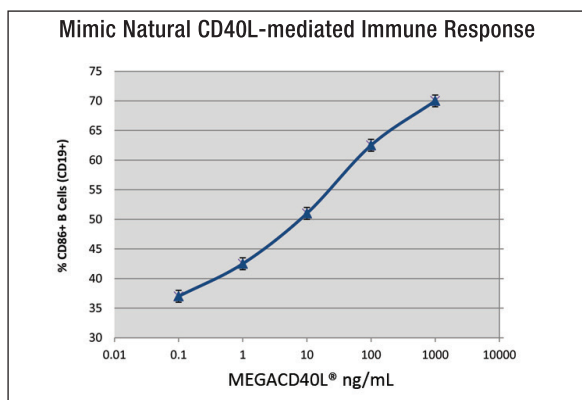
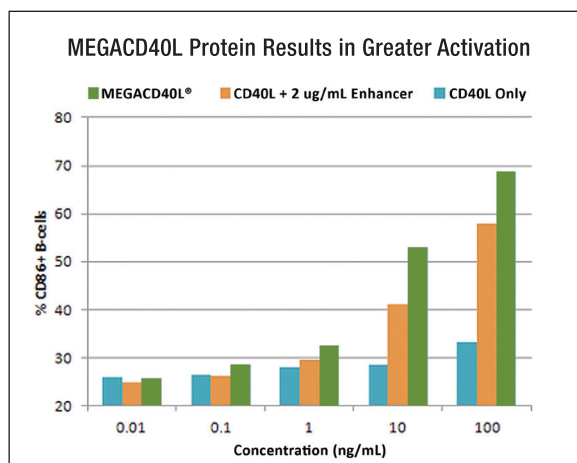
MEGACD40L[®] Protein (ALX-522-110)

High Activity, High Purity MEGACD40L Protein for Co-stimulating Activation of an Immune Response

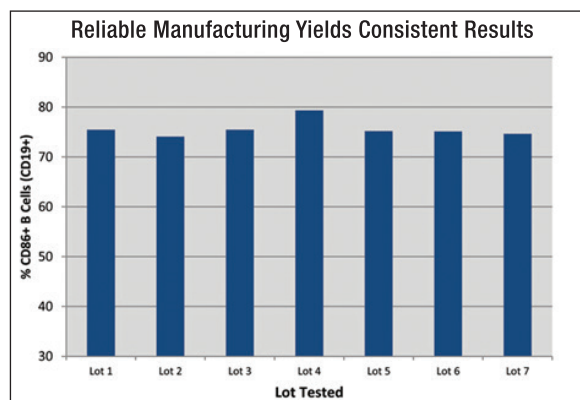
This protein is an optimized, oligomeric construct which mimics *in vivo* membrane-assisted CD40L aggregation and stimulation without the need for enhancers. Enzo's expertise in the production of challenging protein complexes, such as MEGACD40L protein, results in a product you can rely on for the duration of your study.

Key Features

- Engages with immune cell receptors and acts as a potent and sustained immunostimulator
- Optimized formulation for improved stability and enhanced activity
- High purity with low endotoxin levels
- Experienced manufacturing results in consistent and dependable lot-to-lot performance
- Widely cited in peer-reviewed publications (see reverse)



B cell lymphocyte activation by MEGACD40L Protein



MEGACD40L from 7 consecutive manufacturing lots was tested using a B-cell activation assay at 1,000 ng/mL

RELATED PRODUCTS

PRODUCT NAME	PRODUCT #	PRODUCT NAME	PRODUCT #
CD40 (human):Fc (human), (recombinant)	ALX-522-016	Enhancer for Ligands	ALX-804-034
CD40L (soluble) (human), (recombinant)	ALX-522-015	Fc (human):CD40L (soluble) (human), (recombinant)	ALX-522-076
CD40L (soluble) (mouse), (recombinant)	ALX-522-070	MEGACD40L [®] (soluble) (mouse), (recombinant)	ALX-522-120
CD40L, soluble (human), (recombinant) set	ALX-850-064	SUPERFASLIGAND [®] (soluble) (human), (recombinant)	ALX-522-020
CD40L soluble (mouse), (recombinant) set	ALX-850-075	TL1A (soluble) (human), (recombinant)	ALX-522-084

Global Headquarters
ENZO LIFE SCIENCES, INC.
 Ph: 800.942.0430
 info-usa@enzolifesciences.com

European Sales Office
ENZO LIFE SCIENCES (ELS) AG
 Ph: +41 61 926 8989
 info-eu@enzolifesciences.com

Belgium, The Netherlands & Luxembourg
 Ph: +32 3 466 0420
 info-be@enzolifesciences.com

France
 Ph: +33 472 440 655
 info-fr@enzolifesciences.com

Germany
 Ph: +49 7621 5500 526
 info-de@enzolifesciences.com

UK & Ireland
 Ph: 0845 601 1488 (UK customers)
 Ph: +44 1392 825900
 info-uk@enzolifesciences.com

For local distributors and detailed product information visit us online:

www.enzolifesciences.com

For Research Only. Not for Use in Diagnostic Procedures.

富士胶片和美(广州)贸易有限公司
 广州市越秀区先烈中路69号东山广场30楼3002-3003室
 北京 Tel: 13611333218 上海 Tel: 021 62884751
 广州 Tel: 020 87326381 香港 Tel: 852 27999019
 海价: wkgz.info@fujifilm.com
 官网: labchem.fujifilm-wako.com.cn



Highlighted Peer-Reviewed Citations

[A redox state-dictated signalling pathway deciphers the malignant cell specificity of CD40-mediated apoptosis: C.J. Dunnill, *et al.*; Oncogene, 36\(18\), 2515–2528 \(2017\)](#)

Application: Apoptosis

[Expression of HIV-1 matrix protein p17 and association with B-cell lymphoma in HIV-1 transgenic mice: V.A. Carroll, *et al.*; PNAS 113, 13168 \(2016\)](#)

Application: Human B cells culture

[T-helper signals restore B-cell receptor signaling in autoreactive anergic B cells by upregulating CD45 phosphatase activity: P. Szodoray, *et al.*; J. Allergy Clin. Immunol. 138, 839 \(2016\)](#)

Application: Cell culture

[CD40 Expression in Fibrocytes Is Induced by TSH: Potential Synergistic Immune Activation: T. Mester, *et al.*; PLoS ONE, 11\(9\), e0162994 \(2016\)](#)

Application: Cell culture and treatments

[A human monoclonal antibody targeting the conserved staphylococcal antigen IsaA protects mice against Staphylococcus aureus bacteremia: S. van den Berg, *et al.* Int. J. Med. Microbiol. 305, 55 \(2015\)](#)

Application: ELISA, PCR of human blood samples

[Systemic agonistic anti-CD40 treatment of tumor bearing mice modulates hepatic myeloid suppressive cells and causes immune-mediated liver damage: J. Medina-Echeverez, *et al.*; Cancer Immunology Research, 3\(5\), 557–566 \(2015\)](#)

Application: Functional assays

[Microfluidic squeezing for intracellular antigen loading in polyclonal B-cells as cellular vaccines: G. Lee Szeto, *et al.* Scientific Reports, 5, 10276 \(2015\)](#)

Application: Cell culture

[Establishing the pig as a large animal model for vaccine development against human cancer: N.H. Overgaard, *et al.*; Frontiers in Genetics, 6, 286 \(2015\)](#)

Application: Immunizations

[CD40L Induces Functional Tunneling Nanotube Networks Exclusively in Dendritic Cells Programmed by Mediators of Type 1 Immunity: C. Zaccard, *et al.*; J. Immunol. 194, 1047 \(2015\)](#)

Application: Activation of mature human dendritic cells

[Phenotypic Approaches to Identify Inhibitors of B Cell Activation: E. B. Rex, *et al.*; J. Biomol. Screen. 20, 876 \(2015\)](#)

Application: Adhesion assay

[A GPBAR1 \(TGR5\) small molecule agonist shows specific inhibitory effects on myeloid cell activation *in vitro* and reduces experimental autoimmune encephalitis \(EAE\) *in vivo*: N. Lewis, *et al.*; PLoS One 9, e100883 \(2014\)](#)

Application: Assay of human PBMC

[Development of a novel anti-canine CD20 monoclonal antibody with diagnostic and therapeutic potential: D. Ito, *et al.*; Leuk. Lymphoma 56, 219 \(2014\)](#)

Application: Analysis of canine B-cell lymphoma cells

[Exosomes Derived from Burkitt's Lymphoma Cell Lines Induce Proliferation, Differentiation, and Class-Switch Recombination in B Cells: C. Gutzeit, *et al.*; J. Immunol. 192, 5852 \(2014\)](#)

Application: PCR, Assay of human B cells

[Preclinical evaluation of the novel, orally bioavailable Selective Inhibitor of Nuclear Export \(SINE\) KPT-335 in spontaneous canine cancer: results of a phase I study: C. London, *et al.*; PLoS One 9, e87585 \(2014\)](#)

Application: Analysis of canine tumor cell

[Thyrotropin receptor and CD40 mediate interleukin-8 expression in fibrocytes: implications for thyroid-associated ophthalmopathy \(an American Ophthalmological Society thesis\): R. Douglas, *et al.* Trans. Am. Ophthalmol. Soc. 12, 26 \(2014\)](#)

Application: *In vitro* analysis of human fibrocytes

[AMPK 1 deficiency amplifies proinflammatory myeloid APC activity and CD40 signaling: K.C. Carroll, *et al.*; J. Leukoc. Biol. 94, 1113 \(2013\)](#)

Application: Stimulating DC's

[Blood CD4+CD45RO+CXCR5+ T cells are decreased but partially functional in signal transducer and activator of transcription 3 deficiency: F. Mazerolles, *et al.*; J. Allergy Clin. Immunol. 131, 1146 \(2013\)](#)

Application: Assay of blood cells

[CD40 ligand is necessary and sufficient to support primary diff use large B-cell lymphoma cells in culture: a tool for *in vitro* preclinical studies with primary B-cell malignancies: D. Ito, *et al.*; Leuk. Lymphoma 53, 1390 \(2012\)](#)

Application: Flow cytometry

[HIV-1 gp120 impairs the induction of B cell responses by TLR9-activated plasmacytoid dendritic cells: N.P. Chung, *et al.*; J. Immunol. 189, 5257 \(2012\)](#)

Application: Activation of dendritic cells

[Immunodeficiency, autoinflammation and amylopectinosis in humans with inherited HOIL-1 and LUBAC deficiency: B. Boisson, *et al.*; Nat. Immunol. 13, 1178 \(2012\)](#)

Application: ELISA of human blood cells

[Interleukin-6 Production in CD40-Engaged Fibrocytes in Thyroid-Associated Ophthalmopathy: Involvement of Akt and NF- B: E.F. Gillespie, *et al.*; Invest. Ophthalmol. Vis. Sci. 53, 7746 \(2012\)](#)

Application: Cell culture and treatments

[Siglec-7 tetramers characterize B-cell subpopulations and leukemic blasts: F. Gieseke, *et al.*; Eur. J. Immunol. 42, 2176 \(2012\)](#)

Application: ELISA of human B cells

[New mechanism of X-linked anhidrotic ectodermal dysplasia with immunodeficiency: impairment of ubiquitin binding despite normal folding of NEMO protein: M. Hubeau, *et al.*; Blood 118, 926 \(2011\)](#)

Application: Activation of dendritic cells

[Reconstitution of huPBL-NSG mice with donor-matched dendritic cells enables antigen-specific T-cell activation: A. Harui, *et al.*; J. Neuroimmune Pharmacol. 6, 148 \(2011\)](#)

Application: Activation of dendritic cells

[Human TRAF3 adaptor molecule deficiency leads to impaired Toll-like Receptor 3 response and susceptibility to Herpes Simplex Encephalitis: R. Perez de Diego, *et al.*; Immunity 33, 400 \(2010\)](#)

Application: Activation of dendritic cells

[Impaired CD40L signaling is a cause of defective IL-12 and TNF-alpha production in Sezary syndrome: circumvention by hexameric soluble CD40L: L.E. French, *et al.*; Blood 105, 219 \(2005\)](#)

Application: Activation of dendritic cells

[Two adjacent trimeric Fas ligands are required for Fas signaling and formation of a death-inducing signaling complex: N. Holler, *et al.*; Mol. Cell. Biol. 23, 1428 \(2003\)](#)

Application: B-cell proliferation assay