



MONOCLONAL ANTIBODY

For research use only, Not for diagnostic use.

Catalog No. CAC-SHI-EXO-M02-EX

Anti CD63 [Clone : 8A12]

BACKGROUND

CD63 (also known as LAMP-3, Melanoma-associated antigen ME491, TSPAN30, MLA1 and OMA81H) is a cell surface glycoprotein which belongs to the tetraspanin superfamily. CD63 is known to complex with integrins. CD63 is expressed on activated platelets, monocytes and macrophages, and is weakly expressed on granulocytes, T cell and B cells.

Product type	Primary antibody
Immunogen	Human CD63(a.a 104-202)
Raised in	Mouse
Myeloma	-
Clone number	8A12
Isotype	IgG2a
Source	Culture supernatant
Purification	Affinity purified by Protein A
Buffer	Phosphate buffered saline containing 0.1% NaN ₃ as a preservative
Concentration	1 mg / mL
Volume	100 ul
Label	Unlabeled
Specificity	Human CD63
Cross reactivity	Human. Other species is not tested.
Storage	Store below - 40°C Aliquot to avoid cycles of freeze/thaw..

-
- | | |
|------------------------------|---|
| Application notes | • Western blotting: 1/500 - 1/2,000 (0.5 - 2ug/mL, non-reductive condition) |
| Recommended dilutions | • Immunoprecipitation: 1/200 – 1/1,000 (1- 5ug/mL)
* Experiment example : Serum and Culture supernatant Exosome |

Other applications have not been tested.
Optimal dilutions/concentrations should be determined by the end user.

References -

ANTIBODY CHARACTERIZATION

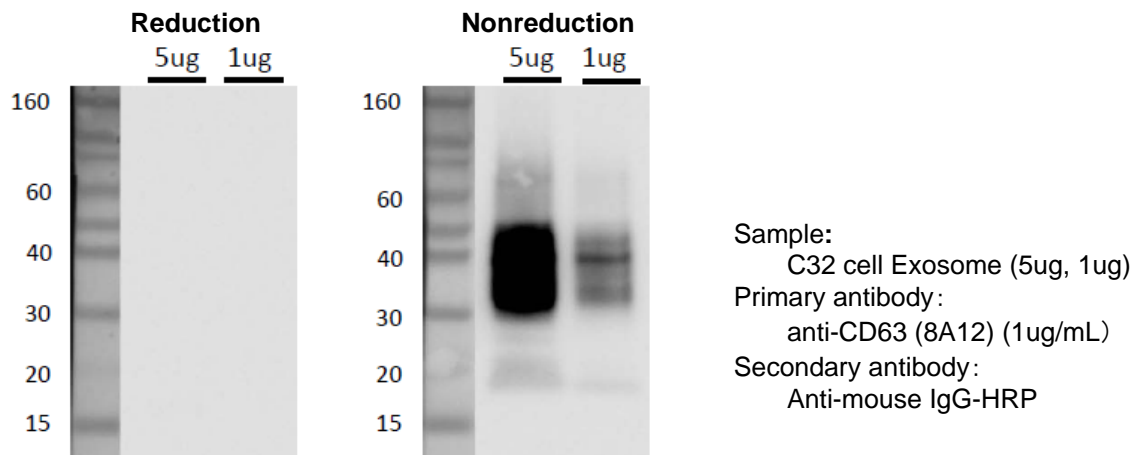


Fig.1 Western blot analysis of CD63 in C32 cell Exosome with anti-CD63 (8A12) antibody

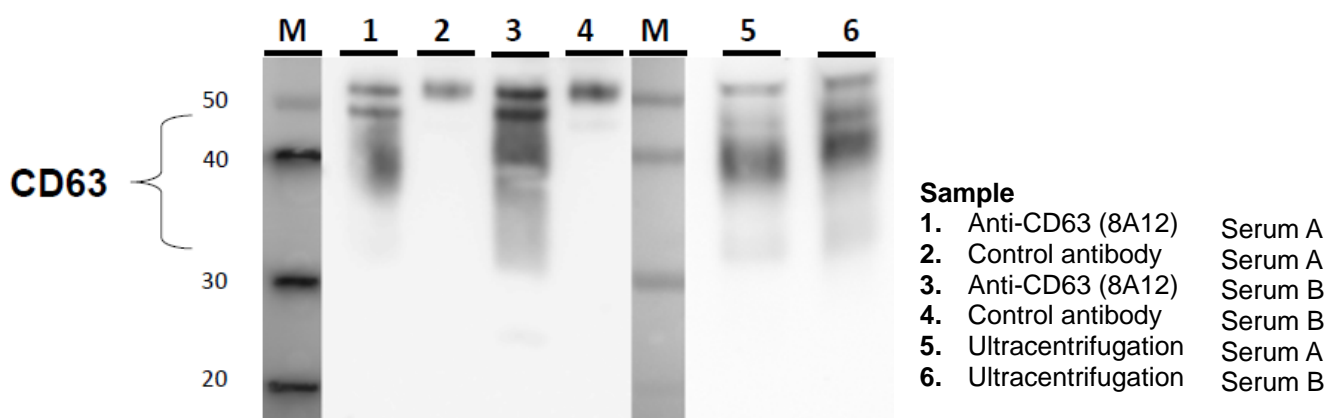
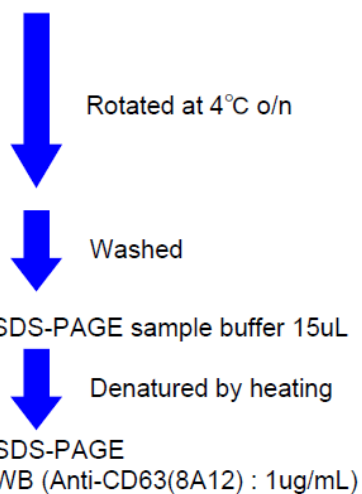


Fig.2 Immunoprecipitation in Human serum exosome

Protocol

Sample	
Serum	150uL
+ Anti-CD63(8A12) 1ug (Solid phase Magnetic bead)	
PBS	150uL



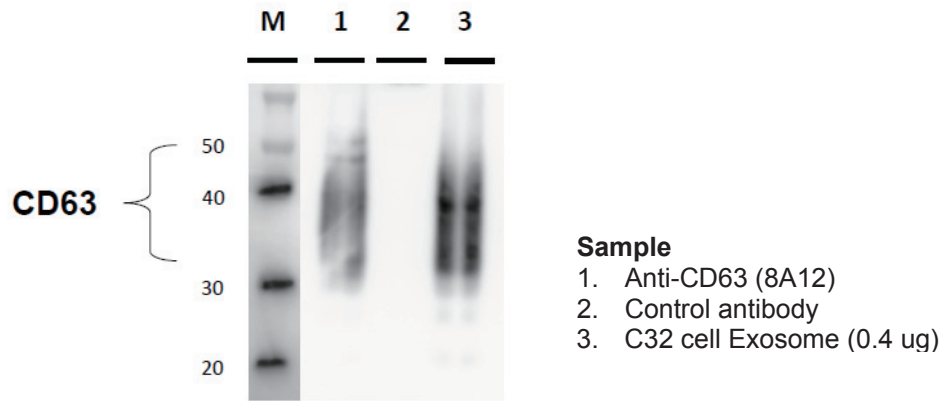


Fig.3 Immunoprecipitation in C32 cell (Melanoma cell line) Exosome

Protocol

Sample	
C32 cell Exosome	2 ug
+	
Anti-CD63(8A12)	1ug (Solid phase Magnetic bead)
PBS+1%BSA	200uL(Total)



Rotated at 4°C o/n



Washed

SDS-PAGE sample buffer 15uL



Denatured by heating

SDS-PAGE (3uL)
WB (Anti-CD63(8A12) : 1ug/mL)

RELATED PRODUCT:

Product Name	Application	Quantity	Cat#
Anti CD9 (12A12) Monoclonal Antibody	WB / IP / ELISA	100 ug	CAC-SHI-EXO-M01-EX
Anti CD63 (8A12) Monoclonal Antibody	WB / IP	100 ug	CAC-SHI-EXO-M02-EX
Anti CD81 (12C4) Monoclonal Antibody	WB / IP	100 ug	CAC-SHI-EXO-M03-EX

全国代理



宝柏·中国

www.boppard.cn
info@boppard.cn

北京 Tel: 010 85804838

上海 Tel: 021 62884751

广州 Tel: 020 87326381

香港 Tel: 852 27999019

For research use only, Not for diagnostic use.

Manufactured by SHIONOGI & CO., LTD.



COSMO BIO Co., LTD.

Inspiration for Life Science

TOYO 2CHOME, KOTO-KU, TOKYO, 135-0016, JAPAN

URL: <http://www.cosmobio.co.jp>

e-mail: export@cosmobio.co.jp

[Outside Japan] Phone : +81-3-5632-9617

[国内連絡先] Phone : +81-3-5632-9610

FAX : +81-3-5632-9618

FAX : +81-3-5632-9619